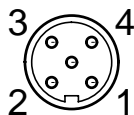

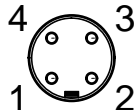


MONITOR SD

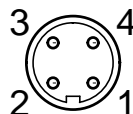



POWER BOOSTER




6

1



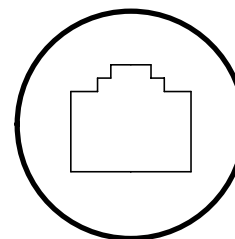
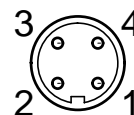
5

2



4

3

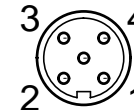


LAN

GPS



AUDIO



MONITOR

Pin	Name
1	RX0
2	GND
3	VO
4	TX0
5	

1...6

Pin	Name
1	A 1...6
2	GND
3	V 1...6
4	PWR 1...6

AUDIO

Pin	Name
1	AI 2
2	AO
3	GND
4	AI 1
5	

POWER BOOSTER

Pin	Name
1	
2	
3	GND
4	12V

Инд № докум.

Инд № докум.

Взам. инв. №

Инд № докум.

Инд № докум.

Изм.	Лист	№ докум.	Подп.	Дата
------	------	----------	-------	------

Tral Auto 2.6 pinout

Лист

1